

# design : talkboard

design **talk** : design **news** : design **reviews** : design **resources** : design **links** : design **listings** : design **glossary**

· **Ads by Google** · [Adobe Flash Download](#) · [National Moving](#) · [Macromedia Flash Class](#) · [Flash FTP](#)

Moving or resizing all the layers and frames of a Flash animation at once. How to move an entire Adobe Flash animation on the stage in one go.

## How to move or resize a whole Flash animation at once

**Q** How do I move all the graphics in all layers and frames in a Flash animation in one go? I have tried selecting all the frames and layers and then dragging them to an other location on the stage, but this doesn't work. Do Adobe or Macromedia have a built in solution for this?

**Tip** This is an often asked question, unsurprisingly, considering that the size, shape and position of elements on web pages change so often (especially when client's change their mind).

Therefore an easy to use technique to move the whole of a Flash animation on the stage at once can become an essential requirement.

In this instance, the successful method is not as immediately obvious as it might be. Simply highlighting all layers in a Flash animation and trying to move them will not indeed achieve the desired result.

The solution, however, can actually be quite simple, if a bit tricky (so remember to always work on a copy of the file). To move or resize an entire Flash animation on the stage, we use the following steps.

### [It's 3D in a Flash](#)

Create Flash 3D Content in minutes. Import 3D objects into Flash  
www.freeSpin3D.com

### [Small Moving Services](#)

Small Moves Under 1200lbs Free Online Estimates.Start at \$395  
www.ShipSmart.com

### [Denver Condo Move](#)

Need a professional moving company? Let Us Do The Lifting  
bouldervalley movers.com

### [Move Software To A New PC](#)

Easy virus free transfer of files & software between computers  
www.SoftRescue.com/us

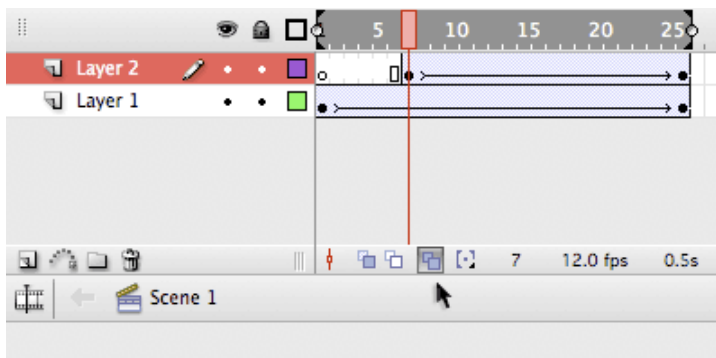


Ads by Google

### How to move a complete Flash animation in one go

To move the complete animation to another part of the *Stage*, requires firstly that all layers are unlocked. (To avoid moving unwanted layers, make sure that they are hidden or locked). Then;

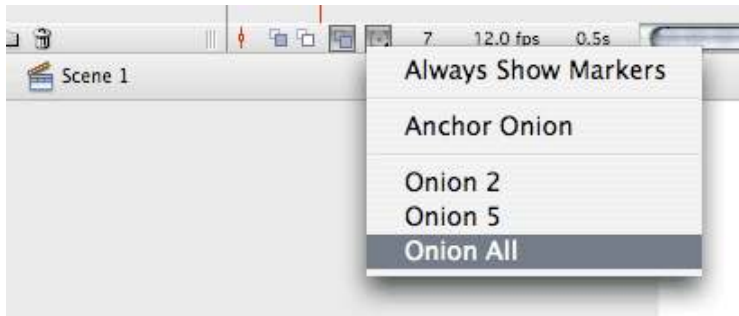
1. Click on the *Edit Multiple Frames* button in the Flash animation *Timeline*. This is a crucial step.



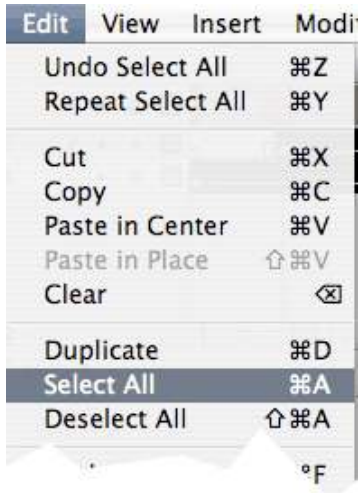
2. Now there are two options. Either drag the onion skin markers so they cover all the animation frames. But an easier method may be to click the *Modify Onion Markers* button and then select the option to *Onion All*.

### Graphics Software Tips and Tutorials

- [Photoshop tips](#)
- [Illustrator help](#)
- [QuarkXpress tips & tricks](#)
- [InDesign techniques](#)
- [DTP, design and production](#)
- [Web design tips & interactive](#)



- Next, select the *Edit* menu and then *Select All*.



- It is now possible to drag all the elements of the whole animation to a new part of the *stage*.

**[Move Software To A New PC](#)**

Easy virus free transfer of files & software between computers



**[Need To Move A House?](#)**

Call Monroe House Moving today! Home & building relocating experts

Ads by Google